

PASSIVE INFRARED SENSOR (MOVEMENT DETECTOR)

(2 module)

Functions

Automatic switch on of light when person or animals pass through the detection area of the IR motion sensor.

Technical Specification

- Supply voltage: 240V~
- Output: Relay based.
- Rating: 450W (Max).
- Time Delay: 0-80 minutes.
- Controllable loads: All direct and indirect loads like fluorescent lamps, CFL, LED and incandescent lamps.
- Pyroelectric sensor and Fresnel lens with volumetric coverage.
- Detection Speed: 0.5 - 1.5 m/s
- Detection Distance: About 8m.
- Ambient Light: Dark (3 lux) to day light.
- Direct bypass function
- Suitable for mounting on inflammable surface. ▽
- Impact Protection: IK02
- Class II appliance. □

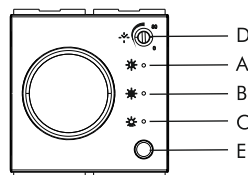

Special Features

- Mounting: Flush type, screw less, panel mountable.
- Installation: 1-3 meter above floor level.
- Suitable for using several infrared switches connected in parallel for controlling one or more lamps.
- Possibility of 'bypassing' or interrupting the output circuit with normal electro mechanical switches.
- Provision for adjustment regarding brightness threshold and time duration.

Application

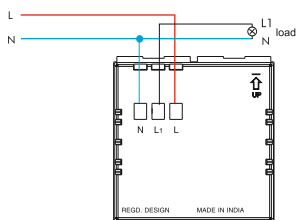
Suitable for washroom, passage, long corridors to provide automate lighting in presence of human being.

Example of Use



- A - Indicator of Day & Night threshold
- B - Indicator of Night threshold
- C - Indicator of direct bypass load
- D - Time Delay setting
- E - Switch for A, B, C setting

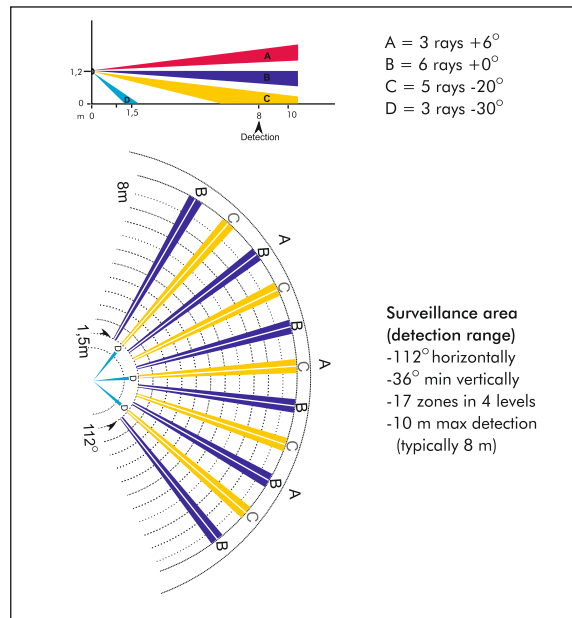
Wiring diagram



Product	Product code	Details
	AA 2154	Passive Infrared Sensor with adjustable dusk-down threshold & time delay, direct load bypass function

Nomenclature and Marking

GM modular range is marked with details using laser technology with absolute precision and indelibility.



Front and side view showing the over all dimensions in mm

